



Tenda a caduta, dal design ricercato, con doppio rullo avvolgitore, per telo estivo e invernale.

Telo invernale semitrasparente inserito nella doppia guida dotata di doppio spazzolino per riparo dal vento. Supporti e snodi in alluminio pressofuso, garantiscono un'ottima resistenza e qualità estetica.

Profilo terminale rinforzato, con chiavistelli, permette una perfetta tensione del telo. Guarnizione in PVC morbido, adatta agli eventuali dislivelli del pavimento.

Braccetti fissi a sporgere da 65 cm. rotanti a 180° per chiusura verticale. Optional: 2 motori radio con finecorsa elettronico e riconoscimento degli ostacoli con telecomando o 2 motori elettronici con programmazione a pulsantiera e riconoscimento degli ostacoli.

Vertical blind by refined design, with double roll for summer cloth and winter cloth. A semi-transparent cloth works vertically in double rail equipped with double brush for wind protection. Components in die-casted aluminium, which guarantee an excellent resistance and aesthetic quality.

Reinforced front bar profile, with bolts, allowing a perfect tension on winter cloth. End gasket in soft PVC for covering unlevelled floors.


Projected arms of 65 cm. opening at 180° for a vertical closing.

The structure can be equipped with the following options: Exterior cassette with screws and brush, Internal cassette with screws, brush and plates, Middle wind-break for winter cloth. Optional: n.2 RTS motors with electronic end regulation and obstacle identification with remote control or n.2 electronic motors regulated by button programmation and obstacle identification.

Standard



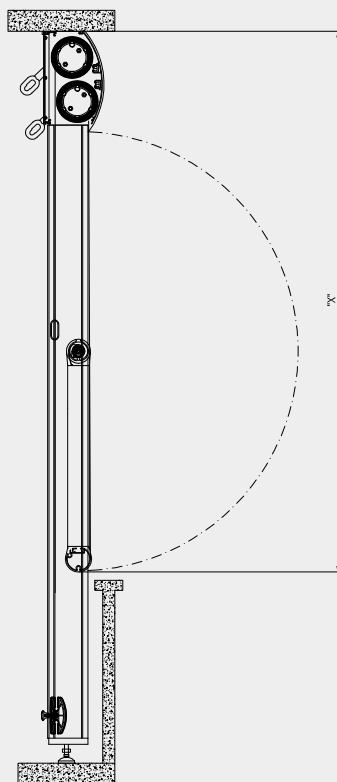
9010



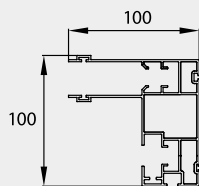
7035

Optional

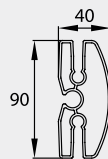




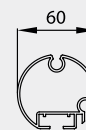
Con bracci da 65 cm. $x=158$ cm.
 Con bracci da 75 cm. $X=178$ cm.
 With arm 65 cm. $X=158$ cm.
 With arm 75 cm. $X=178$ cm.



Profilo guida
Rail profile

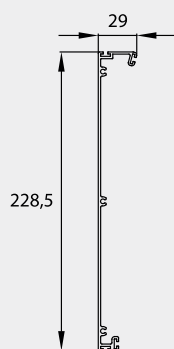


Profilo terminale
 invernale
*Front bar profile
 winter cloth*

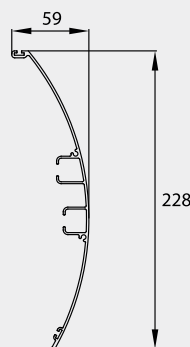


Profilo terminale
 braccetti
*Front bar profile
 for arms*

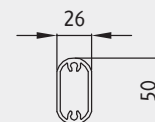
OPTIONAL



Profilo cassetto interno
Internal cassette profile



Profilo cassetto esterno
External cassette profile



Profilo frangitratta
 intermedio
Middle wind-break